



Modo modular furniture system

1. *Modo is a modular system of office furniture created for business. Modo furniture system has been designed with the aim of functional and ergonomic solutions. The finishing stylistics follow the recent trends in worldwide furniture design. With the functionality of individual components, you can design your office space functionally and comfortably, to bring a unique look and style of the interior. With the glass and aluminium components, Modo has an elegant and modern look with clear contrasts. The executive versions feature tempered glass in two colour lines and with aluminium framing complimented by subtle point-handles.*

2. *Modo products come in four dedicated finishes: stone pine light and chocolate brown, redwood mahogany, and Cordoba olive-tree. Bodies are made of 18 mm thick board. Desks and tables are made of 28 mm thick boards, supported on aluminium-sliver legs. Top edges, crowns and fronts are finished with 2 mm thick PVC band.*

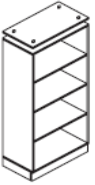
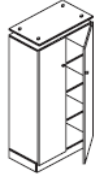
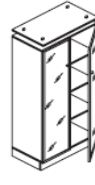
3. *System components:*
- a) tall narrow cabinets*
 - a) tall wide cabinets*
 - c) low cabinets*
 - e) desks*
 - e) conference tables and small tables*
 - f) pedestals*
 - g) desk extensions*

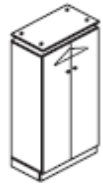
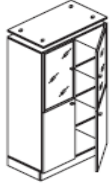
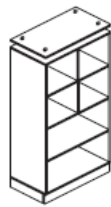
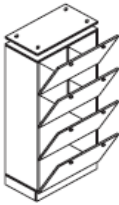
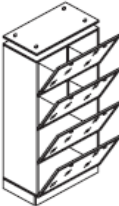
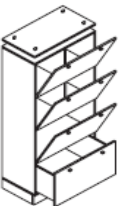


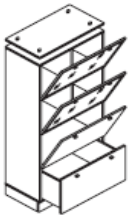
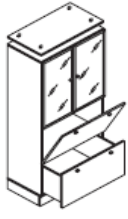
Modo tall narrow cabinets

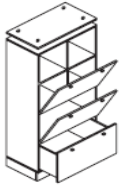
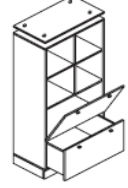
Material and accessories

Bodies, shelves, fronts, back walls and top and bottom crowns are made of 18 mm thick E1 class particle board in melamine coating of improved durability. All board components are finished with PVC edge band thickness 1 or 2 mm, in the board colour. In glass fronts, aluminium frames and are used with smoked or black tempered glass. The top crown spacer is made of a metal sleeve powder-painted aluminium-silver, and a nut of the same colour, which holds the crown on the top. Doors are mounted with quality concealed hinges with dampers to prevent the door from heating the body. Flaps feature also gas dampers to reduce the speed and opening angle. Wardrobe comes with a sliding hanger for an easy access to your clothes. High-load ball guides ensure quiet and smooth movement of the drawers. Height is adjusted with adjustment bolts hidden under the bottom crown. All doors, shutters and drawers and flap fronts have delicate handles in aluminium colour. Adjustable shelves allow functional and flexible space arrangement.

<i>Lp.</i>	<i>Drawing</i>	<i>Index</i>	<i>Description</i>	Dimensions in cm			Euro price
				<i>W</i>	<i>D</i>	<i>H</i>	
1		MO-101	Tall, open cabinet, 3 shelves	71	40	161	135
2		MO-102	Tall cabinet, 2 board fronts, 3 shelves	71	40	161	174
3		MO-103	Tall cabinet, 2 glazed fronts (aluminium frame), 3 shelves	71	40	161	303

<i>Lp.</i>	<i>Drawing</i>	<i>Index</i>	<i>Description</i>	Dimensions in cm			Euro price
				<i>W</i>	<i>D</i>	<i>H</i>	
4		MO-104	Tall wardrobe, sliding hanger	71	40	161	162
5		MO-105	Tall cabinet, 2 top glazed fronts, 2 bottom board fronts, 2 shelves	71	40	161	284
6		MO-111	Tall, open cabinet, 1 shelf	71	40	161	140
7		MO-112	Tall, open cabinet, 4 flaps	71	40	161	236
8		MO-113	Tall cabinet, 4 glazed flaps (aluminium frame)	71	40	161	439
9		MO-114	Tall cabinet, 3 flaps, 1 drawer	71	40	161	238

10		MO-115	Tall cabinet, 2 glazed flaps (aluminium frame), 1 board flap, 1 drawer	71	40	161	340
11		MO-116	Tall cabinet, 2 glazed fronts (aluminium frame), 1 flap, 1 drawer	71	40	161	315

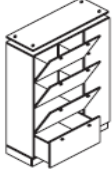
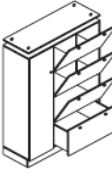

<i>Lp.</i>	<i>Drawing</i>	<i>Index</i>	<i>Description</i>	Dimensions in cm			Euro price
				<i>W</i>	<i>D</i>	<i>H</i>	
12		MO-117	Tall cabinet, 2 flaps, 1 drawer	71	40	161	214
13		MO-118	Tall cabinet, 1 board flap, 1 drawer	71	40	161	190

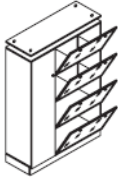
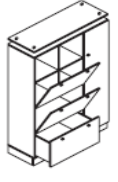
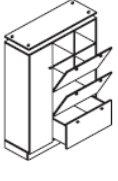
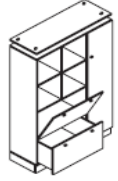
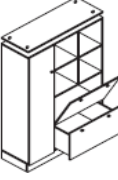
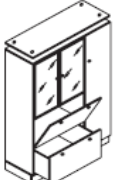



Modo tall wide cabinets

Material and accessories

Bodies, shelves, fronts, back walls and top and bottom crowns are made of 18mm thick E1 class particle board in melamine coating of improved durability. All board components are finished with PVC edge band thickness 1 or 2 mm, in the board colour. In glass fronts, aluminium frames and are used with smoked or black tempered glass. The top crown spacer is made of a metal sleeve powder-painted aluminium-silver, and a nut of the same colour, which holds the crown on the top. Doors are mounted with quality concealed hinges with dampers to prevent the door from heating the body. Flaps feature also gas dampers to reduce the speed and opening angle. High-load ball guides ensure quiet and smooth movement of the drawers. Height is adjusted with adjustment bolts hidden under the bottom crown. All doors, shutters and drawers and flap fronts have delicate handles in aluminium colour. Adjustable shelves allow functional and flexible space arrangement.

<i>Lp.</i>	<i>Drawing</i>	<i>Index</i>	<i>Description</i>	<i>Dimensions in cm</i>			<i>Euro price</i>
				<i>W</i>	<i>D</i>	<i>H</i>	
1		MO-120	Tall RH cabinet, 3 board flaps, 1 drawer, 1 board front, 3 shelves	107	40	161	313
2		MO-121	Tall LH cabinet, 3 board flaps, 1 drawer, 1 board front, 3 shelves	107	40	161	313
3		MO-122	Tall RH cabinet, 4 glazed flaps (alu-frames), 1 board front, 3 shelves	107	40	161	515



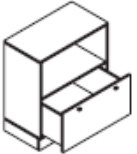
<i>Lp.</i>	<i>Drawing</i>	<i>Index</i>	<i>Description</i>	<i>Dimensions in cm</i>			<i>Euro price</i>
				<i>W</i>	<i>D</i>	<i>H</i>	
4		MO-123	Tall LH cabinet, 4 glazed flaps (alu-frames), 1 board front, 3 shelves	107	40	161	515
5		MO-124	Tall RH cabinet, 2 board flaps, 1 drawer, 1 board front, 3 shelves	107	40	161	289
6		MO-125	Tall LH cabinet, 2 board flaps, 1 drawer, 1 board front, 3 shelves	107	40	161	289
7		MO-126	Tall RH cabinet, 1 board flap, 1 drawer, 1 board front, 3 shelves	107	40	161	265
8		MO-127	Tall LH cabinet, 1 board flap, 1 drawer, 1 board front, 3 shelves	107	40	161	265
9		MO-128	Tall RH cabinet, 2 glazed fronts (alu-frames), 1 board flap, 1 drawer, 1 board front, 3 shelves	107	40	161	390
10		MO-129	Tall LH cabinet, 2 glazed fronts (alu-frames), 1 board flap, 1 drawer, 1 board front, 3 shelves	107	40	161	390

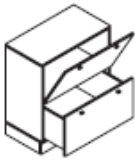
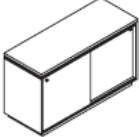



Modo low cabinets

Material and accessories

Bodies, shelves, fronts, back walls and top and bottom crowns are made of 18 and 28 mm thick E1 class particle board in melamine coating of improved durability. All board components are finished with PVC edge band thickness 1 or 2 mm, in the board colour. In glass fronts, aluminium frames and are used with smoked or black tempered glass. Doors are mounted with quality concealed hinges with dampers to prevent the door from heating the body. Flaps feature also gas dampers to reduce the speed and opening angle. High-load ball guides ensure quiet and smooth movement of the drawers. Sliding doors are easy to open thanks to the carriage system with anti-friction bearings. Aluminium guides are matched to the colours of other hardware. Plastic aluminium-sliver shutters provided with a lock with 2 keys. Height is adjusted with adjustment bolts hidden under the bottom crown. All doors, shutters and drawers and flap fronts have delicate handles in aluminium colour.

<i>Lp.</i>	<i>Drawing</i>	<i>Index</i>	<i>Description</i>	<i>Dimensions in cm</i>			<i>Euro price</i>
				<i>W</i>	<i>D</i>	<i>H</i>	
1		MO-201	Low cabinet, 2 board fronts, 1 shelf	71	40	81	67
2		MO-202	Low cabinet, 2 glazed fronts (aluminium frame), 1 shelf	71	40	81	169
3		MO-203	Low cabinet, 1 drawer	71	40	81	69

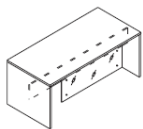

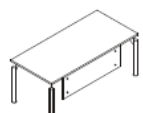
<i>Lp.</i>	<i>Drawing</i>	<i>Index</i>	<i>Description</i>	<i>Dimensions in cm</i>			<i>Euro price</i>
				<i>W</i>	<i>D</i>	<i>H</i>	
4		MO-204	Low cabinet, 1 drawer, 1 flap	71	40	81	93
5		MO-211	Low cabinet, sliding door	130	50	75	173
6		MO-212	Low cabinet with a shutter in aluminium-silver, lock	130	50	75	230



Modo Desks

Material and accessories

Desk tops made of 28 mm thick quality particle board, with E1 melamine veneer on both sides, hard-wearing, finished with 2 mm thick edge band. In desks with board legs, 18 mm thick back wall is used to ensure rigidity of the structure. In desks with metal legs, a supporting section is used. Delta metal aluminium-sliver and height-adjustable legs of high strength and contemporary design. Smoked or black glass covers mounted with metal brackets powder-painted in aluminium-sliver.

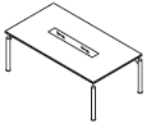
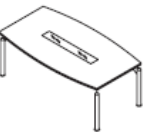
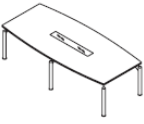

<i>Lp.</i>	<i>Drawing</i>	<i>Index</i>	<i>Description</i>	<i>Dimensions in cm</i>			<i>Euro price</i>
				<i>W</i>	<i>D</i>	<i>H</i>	
1		MO-301 MO-302	Straight desk, board legs, glass cover plate	180	85	75	203
				200	85	75	223
2		MO-303 MO-304	Straight desk, metal legs, glass cover plate	180	85	75	370
				200	85	75	385
3		MO-305 MO-306	Straight desk, metal legs	180	85	75	289
				200	85	75	313



Modo conference tables and small tables

Material and accessories

Table tops made of 28 mm thick quality particle board, with E1 melamine coating on both sides, hard-wearing, finished with 2 mm thick edge band. Delta metal aluminium-silver and height-adjustable legs of high strength and contemporary design. The top is supported on a metal rectangular section. Tempered black or smoked glass inserts of high strength.



<i>Lp.</i>	<i>Drawing</i>	<i>Index</i>	<i>Description</i>	<i>Dimensions in cm</i>			<i>Euro price</i>
				<i>W</i>	<i>D</i>	<i>H</i>	
1		MO-311	Rectangular table, 4 legs, glass insert	200	110	75	295
2		MO-312	Rounded table, 4 legs, glass insert	200	110	75	305
3		MO-313	Rounded table, 6 legs, glass insert	270	120	75	450
4		MO-321	Small table, 4 legs	70	70	55	218



Modo pedestals

Material and accessories

Pedestals are made of quality 18 and 28 mm thick particle board in melamine coating on both sides and PVC edge bands 1 and 2 mm thick. An insert under the upper crown, of aluminium-silver laminated material gives a modern look to the furniture. Drawers can be easily and quickly locked with the central lock function. 45 mm high wheels allow smooth movement of a pedestal and ensure freedom in office space arrangement. Ball guides ensure smooth and quiet movement of drawers over their lifetime. Handles ideally harmonise with aluminium ornaments of the furniture.



<i>Lp.</i>	<i>Drawing</i>	<i>Index</i>	<i>Description</i>	<i>Dimensions in cm</i>			<i>Euro price</i>
				<i>W</i>	<i>D</i>	<i>H</i>	
1		MO-404	Wheeled RH pedestal with 4 drawers	44	58	61	115
2		MO-405	Wheeled LH pedestal with 4 drawers	44	58	61	115



Modo desk extensions

Material and accessories

Extension tops made of 28 mm thick quality particle board, with E1 melamine veneer on both sides, hard-wearing, finished with 2 mm thick edge band. Delta metal aluminium-silver and height-adjustable legs of high strength and contemporary design. Side leg is also made of 28 mm thick melamine-coated particle board.

<i>Lp.</i>	<i>Drawing</i>	<i>Index</i>	<i>Description</i>	<i>Dimensions in cm</i>			<i>Euro price</i>
				<i>W</i>	<i>D</i>	<i>H</i>	
1		MO-501	Extension with metal legs	130	60	72	126
2		MO-502	Extension with board leg	130	60	72	63