



Tektum modular furniture system

1. *Tektum is a system of modular furniture for a modern office. With mobile components, Tektum offers high flexibility in interior arrangement. The forms and shapes follow the current trends in furniture design. Tektum allows functional and ergonomic arrangement of the office space, giving a sense of comfort at the workplace. Broad variety of desks, extensions, cabinets and bookcases available offers flexible and functional office solutions.*

2. *Tektum products come in six dedicated finishes: stone pine light and chocolate brown, plum-tree, pear-tree and zebrano. Furniture bodies are made of 18 mm board, tops, bottom and top crown of 28 mm board. Top edges, crowns and fronts are finished with PVC band 2 mm thick, and body walls with 1 mm thick edge bands. Standard handles in aluminium-silver width 128 mm are available. Doors are mounted with concealed hinges, and the drawers with roller guides. Bookcase legs and desk frames are available in aluminium-silver.*

3. *System components:*

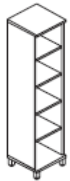
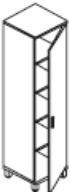
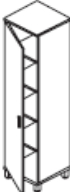
- a) tall bookcases*
- b) medium-height bookcases*
- c) low bookcases*
- d) pedestals*
- e) desks*
- f) desk extensions*

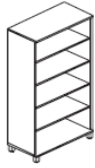
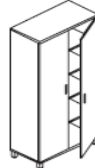
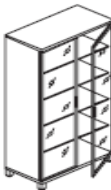
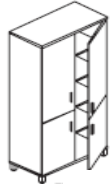
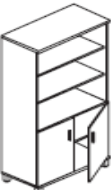
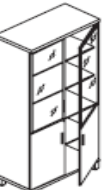


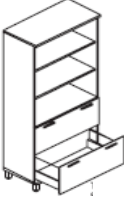


Tall bookcases

Material and accessories

Bodies and front pieces are made of quality particle board with E1 class, hard-wearing melamine coating on both sides. Sides, partitions, shelves, drawer fronts and doors 18 mm thick, finished with PVC or ABS edge band 1 mm thick, the top and bottom crowns 28 mm thick finished with 2 mm edge band. The back wall is made of 2.3 mm thick HDF board. Glazed doors with thin aluminium framing, with smoked tempered glass 5 mm thick of great strength. The furniture comes with square legs 100 mm high, aluminium-silver with height adjustment. The doors are delivered with quality furniture hinges and aluminium-silver handles width 128 mm. Drawers are provided with smooth-running, white or brown, roller guides. Plastic aluminium-silver shutters provided with a lock with 2 keys. Sliding hanger in a bookcase allows easy access to your clothes. Shelves can be adjusted to allow free space arrangement. The bookcases with particle board fronts can be optionally delivered with locks installed, with two keys.

<i>Lp.</i>	<i>Drawing</i>	<i>Index</i>	<i>Description</i>	<i>Dimensions in cm</i>			<i>Euro price</i>
				<i>W</i>	<i>D</i>	<i>H</i>	
1		TE-101	Narrow bookcase, no door, four shelves	40	42	189	75
2		TE-102	Narrow bookcase, with door, four shelves (RH)	40	42	189	97
3		TE-103	Narrow bookcase, with door, four shelves (LH)	40	42	189	97

<i>Lp.</i>	<i>Drawing</i>	<i>Index</i>	<i>Description</i>	<i>Dimensions in cm</i>			<i>Euro price</i>
				<i>W</i>	<i>D</i>	<i>H</i>	
4		TE-111	Wide bookcase, no door, four shelves	80	42	189	99
5		TE-112	Wide bookcase, with tall door, four shelves	80	42	189	142
6		TE-113	Wide bookcase, with glazed door, four shelves	80	42	189	218
7		TE-114	Wide bookcase, with top and bottom crown, four shelves	80	42	189	148
8		TE-115	Wide bookcase, with bottom front, four shelves	80	42	189	121
9		TE-116	Wide bookcase, with top glazed front, four shelves	80	42	189	201

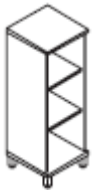
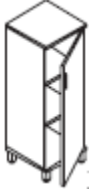
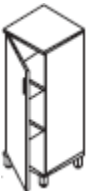
10		TE-117	Wide bookcase with two files drawers, two shelves	80	42	189	138
11		TE-118	Wide bookcase with shutters and bottom board fronts	80	42	189	220
12		TE-119	Wide bookcase with a clothes hanger and four shelves	80	42	189	142




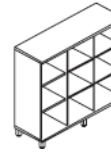


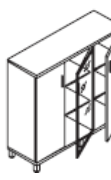



Medium-height bookcases

Material and accessories

Bodies and front pieces made of quality particle board with E1 class, hard-wearing melamine coating on both sides. Sides, partitions, shelves, drawer fronts and doors 18 mm thick, finished with PVC or ABS edge band 1 mm thick, the top and bottom crowns 28 mm thick finished with 2 mm edge band. The back wall is made of 2.3 mm thick HDF board. Glazed doors with thin aluminium framing, with smoked tempered glass 5 mm thick of great strength. The furniture comes with square legs 100 mm high, aluminium-silver with height adjustment. The doors are delivered with quality furniture hinges and aluminium-silver handles width 128 mm. Shelves can be adjusted to allow free space arrangement. The bookcases with particle board fronts can be optionally delivered with locks installed, with two keys.

<i>Lp.</i>	<i>Drawing</i>	<i>Index</i>	<i>Description</i>	<i>Dimensions in cm</i>			<i>Euro price</i>
				<i>W</i>	<i>D</i>	<i>H</i>	
1		TE-201	Narrow bookcase, no door, two shelves	40	42	119	57
2		TE-202	Narrow bookcase, with door, two shelves	40	42	119	71
3		TE-203	Narrow bookcase, with door, two shelves (LH)	40	42	119	71



<i>Lp.</i>	<i>Drawing</i>	<i>Index</i>	<i>Description</i>	Dimensions in cm			Euro price
				<i>W</i>	<i>D</i>	<i>H</i>	
4		TE-211	Wide bookcase, no door, two shelves	80	42	119	74
5		TE-212	Wide bookcase, with doors, two shelves	80	42	119	101
6		TE-213	Wide bookcase, with glazed doors, two shelves	80	42	119	157
7		TE-231	Wide bookcase, no door, six shelves	120	42	119	111
8		TE-232	Wide bookcase, board door, six shelves	120	42	119	138
9		TE-233	Wide bookcase, glazed door, six shelves	120	42	119	194
10		TE-234	Wide bookcase, board and glazed door, six shelves	80	42	119	180
11		TE-235	Wide bookcase, board and glazed door, six shelves	80	42	119	208



Low bookcases

Material and accessories

Bodies and front pieces made of quality particle board with E1 class, hard-wearing melamine coating on both sides. Sides, partitions, shelves, drawer fronts and doors 18 mm thick, finished with PVC or ABS edge band 1 mm thick, the top and bottom crowns 28 mm thick finished with 2 mm edge band. The back wall is made of 2.3 mm thick HDF board. The furniture comes with square legs 100 mm high, aluminium-sliver with height adjustment. The doors are delivered with quality furniture hinges and aluminium-sliver handles width 128 mm. Shelves can be adjusted to allow free space arrangement. The bookcases with particle board fronts can be optionally delivered with locks installed, with two keys.




<i>Lp.</i>	<i>Drawing</i>	<i>Index</i>	<i>Description</i>	<i>Dimensions in cm</i>			<i>Euro price</i>
				<i>W</i>	<i>D</i>	<i>H</i>	
1		TE-221	Narrow bookcase, no door, two shelves	80	42	85	62
2		TE-222	Narrow bookcase, with door, two shelves (RH)	80	42	85	83







Pedestals

Material and accessories

Bodies and front pieces made of quality particle board with E1 class, hard-wearing melamine coating on both sides. Sides, partitions, shelves, drawer fronts, back wall and doors 18 mm thick, finished with PVC or ABS edge band 1 mm thick, the top and bottom crowns 28 mm thick finished with 2 mm edge band. The stationary furniture comes with square legs 100 mm high, aluminium-sliver with height adjustment. Mobile pedestals have wheels with bearings 30 mm diameter and 45 mm high. The doors are delivered with quality furniture hinges and aluminium-sliver handles width 128 mm. Drawers are provided with smooth-running, white or brown, roller guides. Plastic aluminium-sliver shutters provided with a lock with 2 keys. Pedestals with drawers have a central lock as a standard.

<i>Lp.</i>	<i>Drawing</i>	<i>Index</i>	<i>Description</i>	<i>Dimensions in cm</i>			<i>Euro price</i>
				<i>W</i>	<i>D</i>	<i>H</i>	
1		TE-209	Shutter pedestal	40	55	129	119
2		TE-241	Stationary pedestal with door (RH)	45	70	75	79
3		TE-242	Stationary pedestal with three drawers	45	70	75	113

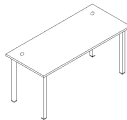
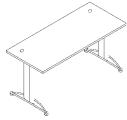

<i>Lp.</i>	<i>Drawing</i>	<i>Index</i>	<i>Description</i>	<i>Dimensions in cm</i>			<i>Euro price</i>
				<i>W</i>	<i>D</i>	<i>H</i>	
4		TE-243	Stationary pedestal with door (LH)	45	70	75	79
5		TE-251	Wheeled pedestal with a file drawer	45	46	58.5	75
6		TE-252	Wheeled pedestal with three drawers	45	46	58.5	80
7		TE-253	Wheeled pedestal 3 drawers (with a lower one in the top with a stationery case)	45	46	58.5	89

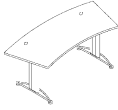
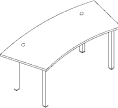
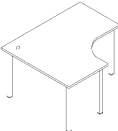
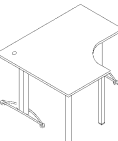
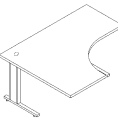

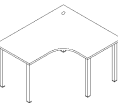


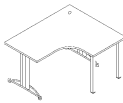
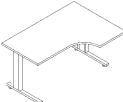
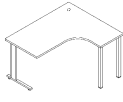
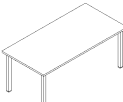
Desks

Material and accessories

Backs and tops are made of quality particle board with E1 class, hard-wearing melamine coating on both sides. Backs 18 mm thick, finished with PVC or ABS edge band 1 mm thick, the top and tops 28 mm thick finished with 2 mm edge band. The desks are available in three variants, with square legs, alpha- or omega-type legs. Desks with alpha-type legs have a particle board back wall as a standard. In other cases, a back wall of perforated steel sheet can be mounted. All metal components are powder-painted aluminium-silver. Depending on the desk type, the tops are provided with one or two cord grommets in the same colour as that of the top.

<i>Lp.</i>	<i>Drawing</i>	<i>Index</i>	<i>Description</i>	<i>Dimensions in cm</i>			<i>Euro price</i>
				<i>W</i>	<i>D</i>	<i>H</i>	
1		TE-301	Straight desk, framework with square legs	120	70	75	88
		TE-302		140	70	75	95
		TE-303		160	70	75	103
2		TE-331	Straight desks, with omega- type legs	120	70	75	126
		TE-332		140	70	75	129
		TE-333		160	70	75	133
3		TE-361	Straight desks, with alpha- type legs	120	70	75	114
		TE-362		140	70	75	118
		TE-363		160	70	75	121

<i>Lp.</i>	<i>Drawing</i>	<i>Index</i>	<i>Description</i>	Dimensions in cm			Euro price
				<i>W</i>	<i>D</i>	<i>H</i>	
4		TE-340	Curved desks, with omega-type legs	178	70	75	144
5		TE-310	Curved desk, framework with square legs	178	70	75	114
6		TE-304 TE-306	Corner LH desk, framework with square legs	140 160	120 120	75 75	130 140
7		TE-334 TE-336	Corner LH desks, with omega-type legs	140 160	120 120	75 75	173 175
8		TE-364 TE-366 TE-368	Corner LH desks, with alpha-type legs	120 140 160	100 100 100	75 75 75	133 139 145
9		TE-370 TE-372 TE-374	Corner LH desks, with alpha-type and square legs	140 160 160	120 120 140	75 75 75	161 166 173
10		TE-305 TE-307	Corner RH desk, framework with square legs	140 160	120 120	75 75	130 140




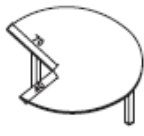
<i>Lp.</i>	<i>Drawing</i>	<i>Index</i>	<i>Description</i>	<i>Dimensions in cm</i>			<i>Euro price</i>
				<i>W</i>	<i>D</i>	<i>H</i>	
11		TE-335 TE-337	Corner RH desks, with omega-type legs	140 160	120 120	75 75	173 178
12		TE-365 TE-367 TE-369	Corner RH desks, with alpha-type legs	120 140 160	100 100 100	75 75 75	133 139 145
13		TE-371 TE-373 TE-375	Corner RH desks, with alpha-type and square legs	140 160 160	120 120 140	75 75 75	161 166 173
14		TE-320	Table with framework support and square legs	180	90	75	124

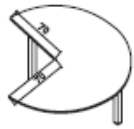




Desk extensions

Material and accessories

Extension tops made of 28 mm thick quality particle board, with E1 melamine coating on both sides, hard-wearing, finished with 2 mm thick edge band. Aluminium-silver square legs 50 x 50 mm with adjustable height.

<i>No.</i>	<i>Drawing</i>	<i>Index</i>	<i>Description</i>	<i>Dimensions in cm</i>			<i>Euro price</i>
				<i>W</i>	<i>D</i>	<i>H</i>	
1		TE-501	Quarter-circle extension	70	70	75	30
2		TE-502	Small semicircle extension	70	35	75	23
3		TE-503	Large semicircle extension	140	70	75	56
4		TE-504	Circular extension with a shallow cut	140	140	75	79

<i>Lp.</i>	<i>Drawing</i>	<i>Index</i>	<i>Description</i>	Dimensions in cm			Euro price
				<i>W</i>	<i>D</i>	<i>H</i>	
5		TE-505	Circular extension with a deep cut	140	140	75	79
6		TE-506	Circular extension with a cut	93	93	75	53
7		TE-507	Circular extension with a cut	93	93	75	53